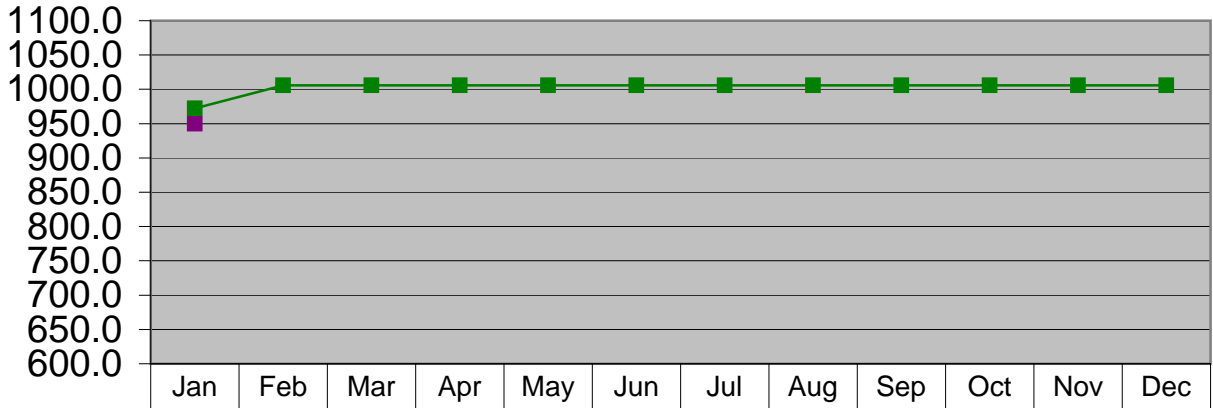


Personnel 2008

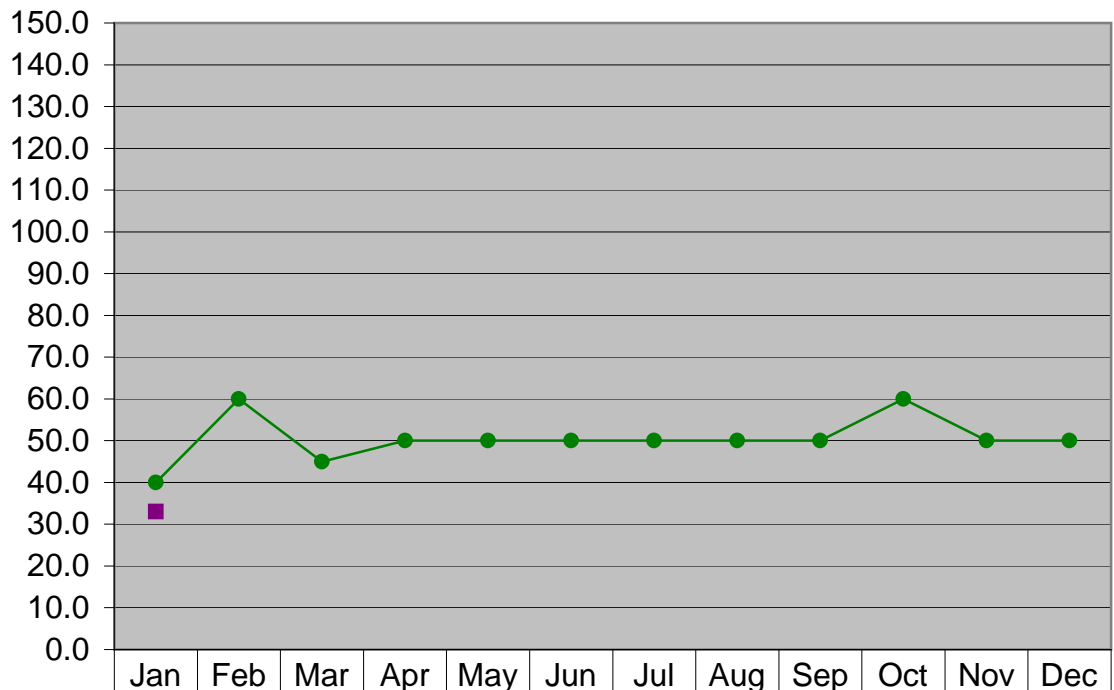
Dollars in Thousands



	Jan	Feb	Mar	Apr	May	Jun	Jul	Aug	Sep	Oct	Nov	Dec
Month Total	950											
Expected Expense	972	1006	1006	1006	1006	1006	1006	1006	1006	1006	1006	1006
Cumulative - Total	950	950	950	950	950	950	950	950	950	950	950	950
Cumulative - Expected	972	1978	2984	3990	4996	6002	7008	8014	9020	10026	11032	12038

Professional Services 2008

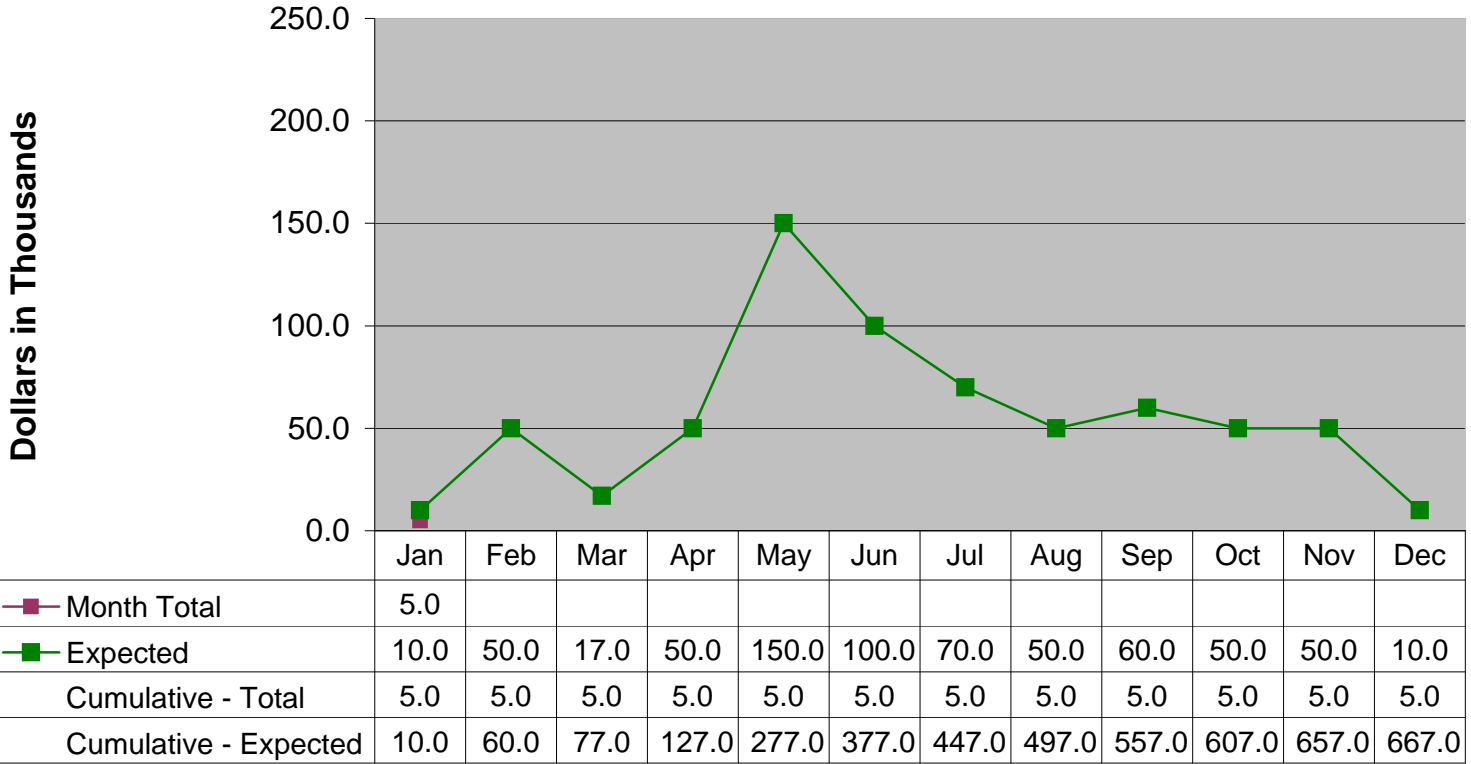
Dollars in Thousands



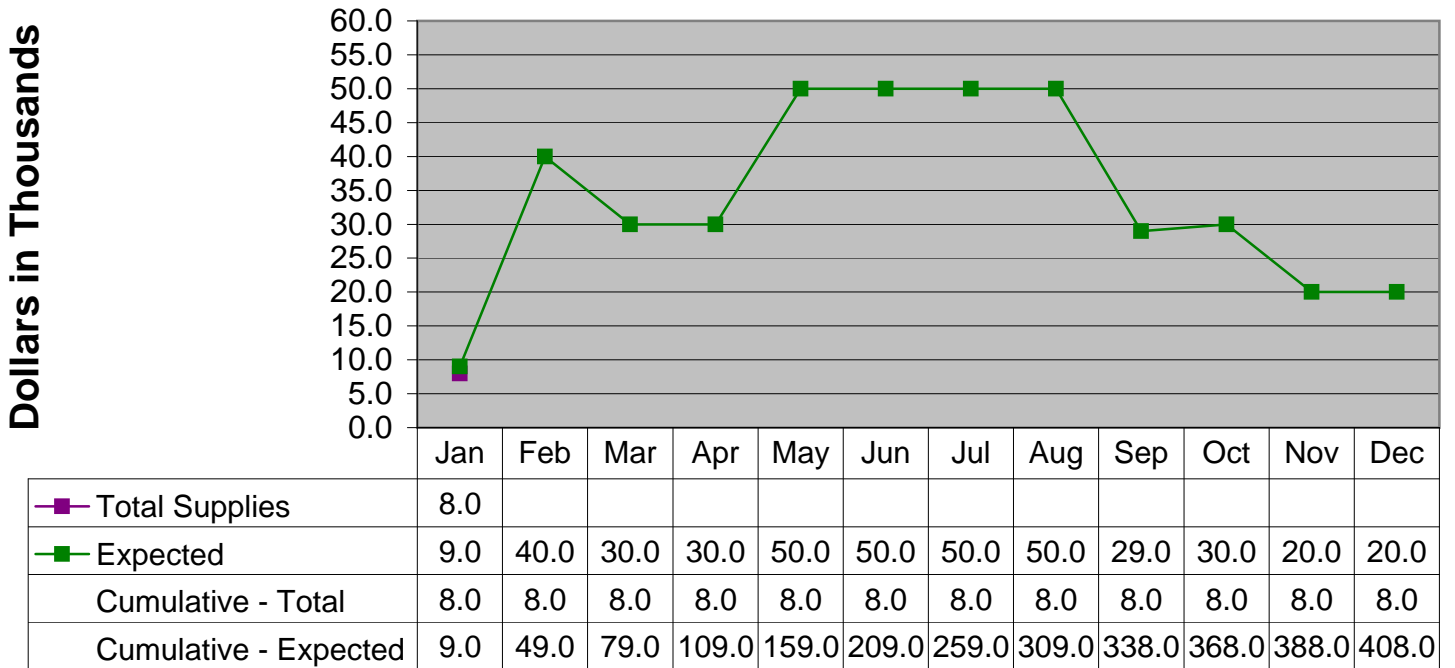
	Jan	Feb	Mar	Apr	May	Jun	Jul	Aug	Sep	Oct	Nov	Dec
Month Total	33											
Expected Expense	40	60	45	50	50	50	50	50	50	60	50	50
Cumulative - Total	33	33	33	33	33	33	33	33	33	33	33	33
Cumulative - Expected	40	100	145	195	245	295	345	395	445	505	555	605

** "All Other professional services" includes: OCLC, TSD Preprocessing services, Telephone System configuration and Staff Development Conference"

Small Equipment 2008



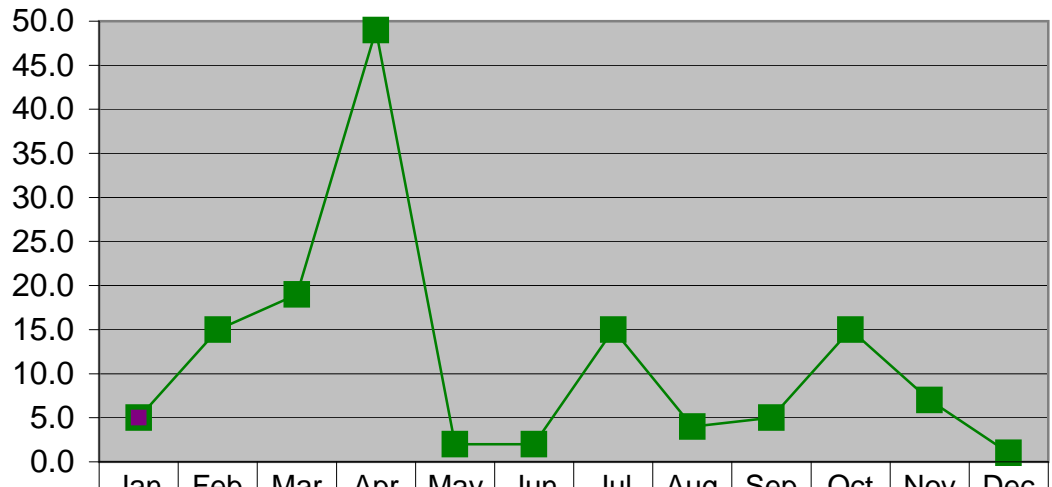
General and Other Supplies 2008



** "All Other Supplies includes Facilities, Computer Services, Janitorial and Summer Reading Supplies

Travel & Training 2008

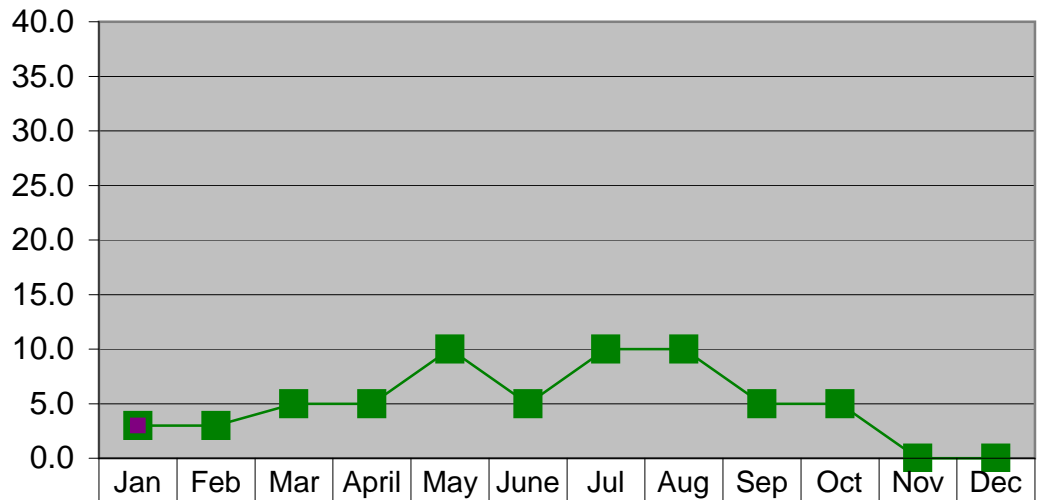
Dollars in Thousands



	Jan	Feb	Mar	Apr	May	Jun	Jul	Aug	Sep	Oct	Nov	Dec
Expected	5	15	19	49	2	2	15	4	5	15	7	1
Month Total	5											
Cumulative - Total	5	5	5	5	5	5	5	5	5	5	5	5
Cumulative - Expected	5	20	39	88	90	92	107	111	116	131	138	139

Capital Expenses 2008

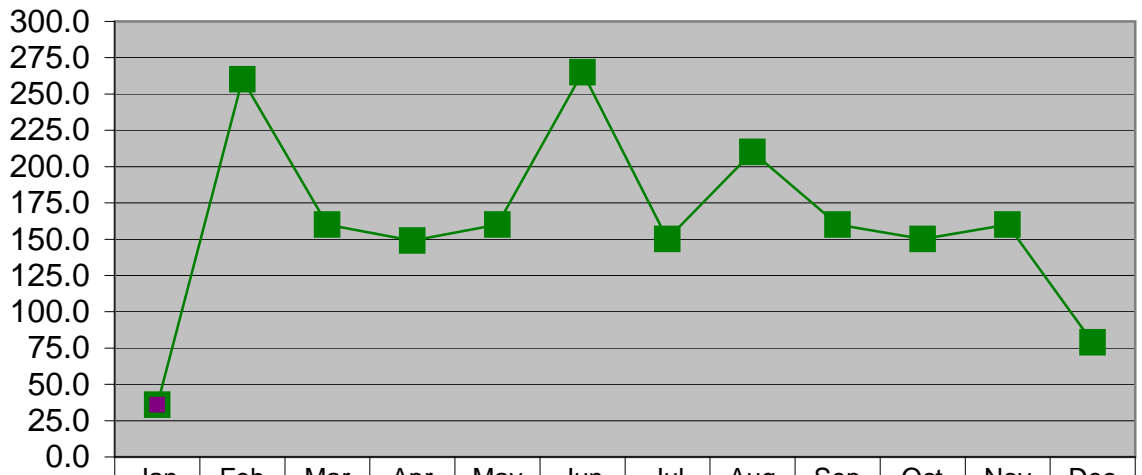
Dollars in Thousands



Expected	3	3	5	5	10	5	10	10	5	5	0	0
Month Total	3											
Cumulative - Total	3	3	3	3	3	3	3	3	3	3	3	3
Cumulative - Expected	3	6	11	16	26	31	41	51	56	61	61	61

Library Materials 2008

Dollars in Thousands



Expected	36.0	260.0	160.0	149.0	160.0	265.0	150.0	210.0	160.0	150.0	160.0	79.0
Month Total	36.0											
Cumulative - Total	39.0	39.0	39.0	39.0	39.0	39.0	39.0	39.0	39.0	39.0	39.0	39.0
Cumulative - Expected	36.0	296.0	456.0	605.0	765.0	1030.0	1180.0	1390.0	1550.0	1700.0	1860.0	1939.0