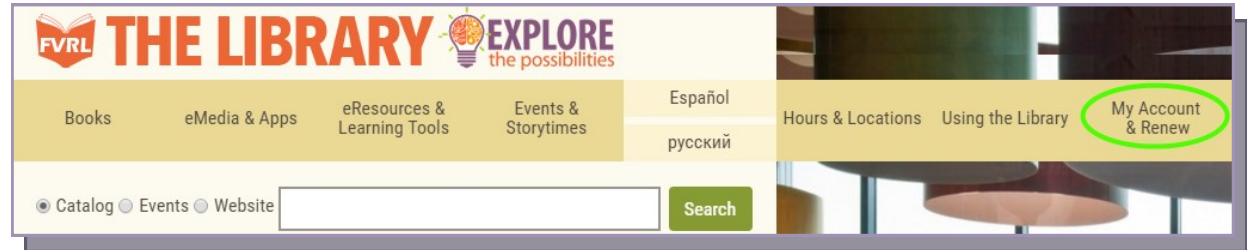
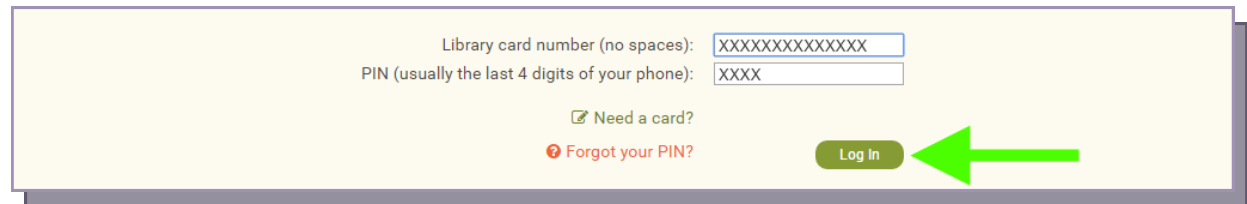


# Altering “My Lists”

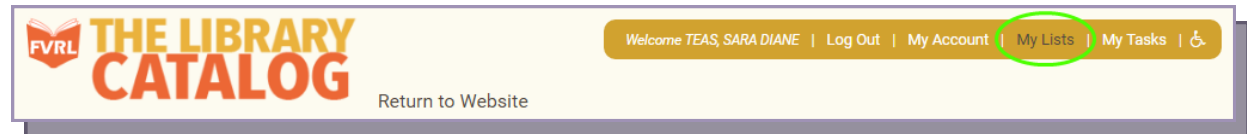
1 From the FVRL home page, click **My Account & Renew**.



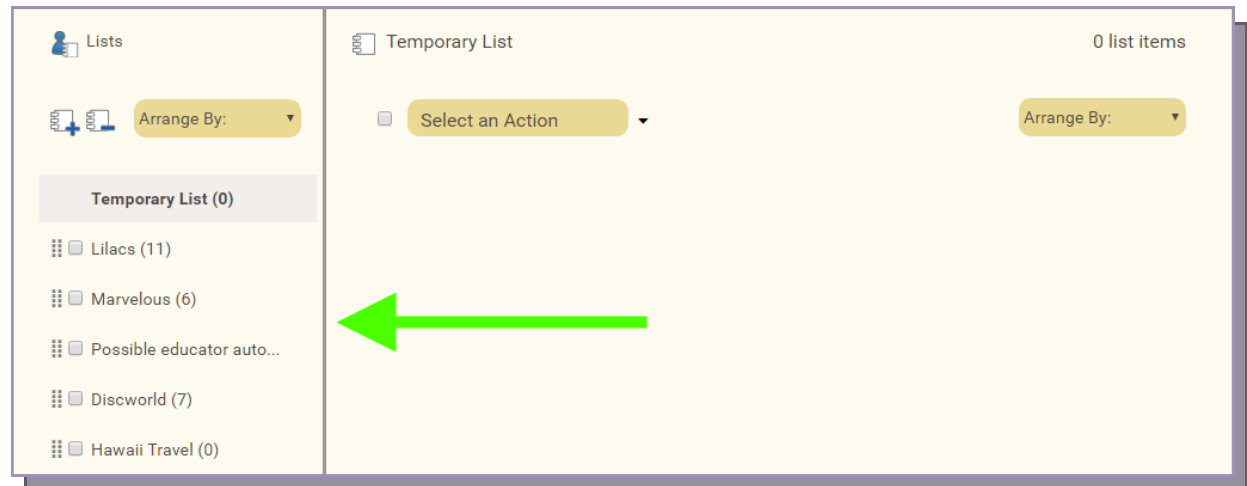
2 Type in your library card number and PIN when prompted, and log in .



3 Select **My Lists** in the upper right corner.



4 You should now see your lists in the left column.



## Altering “My Lists,” continued

5 Click on a list title to view its contents in the larger column.

The screenshot shows the library interface. On the left, under 'Lists', the 'Marvelous (6)' list is selected and highlighted with a green arrow. The main area displays the 'Marvelous' list with 6 items. The first item is 'The Marvelous Magic Of Miss Mabel' by Natasha Lowe, with call number J LOWE. The second item is 'Ophelia And The Marvelous Boy' by Karen Foxlee, with call number J FOXLEE. The third item is 'Marvelous Marvin And The Pioneer Ghost' by Bonnie Pryor, with call number J PRYOR. Each item has a 'Place Hold' and 'Text Info To Me' button. The 'Select an Action' dropdown menu is open, and the 'Marvelous Marvin And The Pioneer Ghost' item has a green checkmark next to its title.

6 Place checks in front of the titles on which you wish to take action.

*Note: You may copy, move or delete the titles from your list. You may also place a hold, email text or print the titles.*

7 **Select an Action** from the drop-down list. Depending on your choice, you may need to take additional steps to complete the process.

The screenshot shows the library interface with the 'Select an Action' dropdown menu open. The menu options are: Place Hold(s), Delete Selected, Email, Text Info to Me, Print, Move, and Copy. A green arrow points to the 'Select an Action' dropdown menu. The 'Marvelous' list is visible in the background, with the 'Marvelous Marvin And The Pioneer Ghost' item highlighted.